

# Introduction- RSAD Login Process

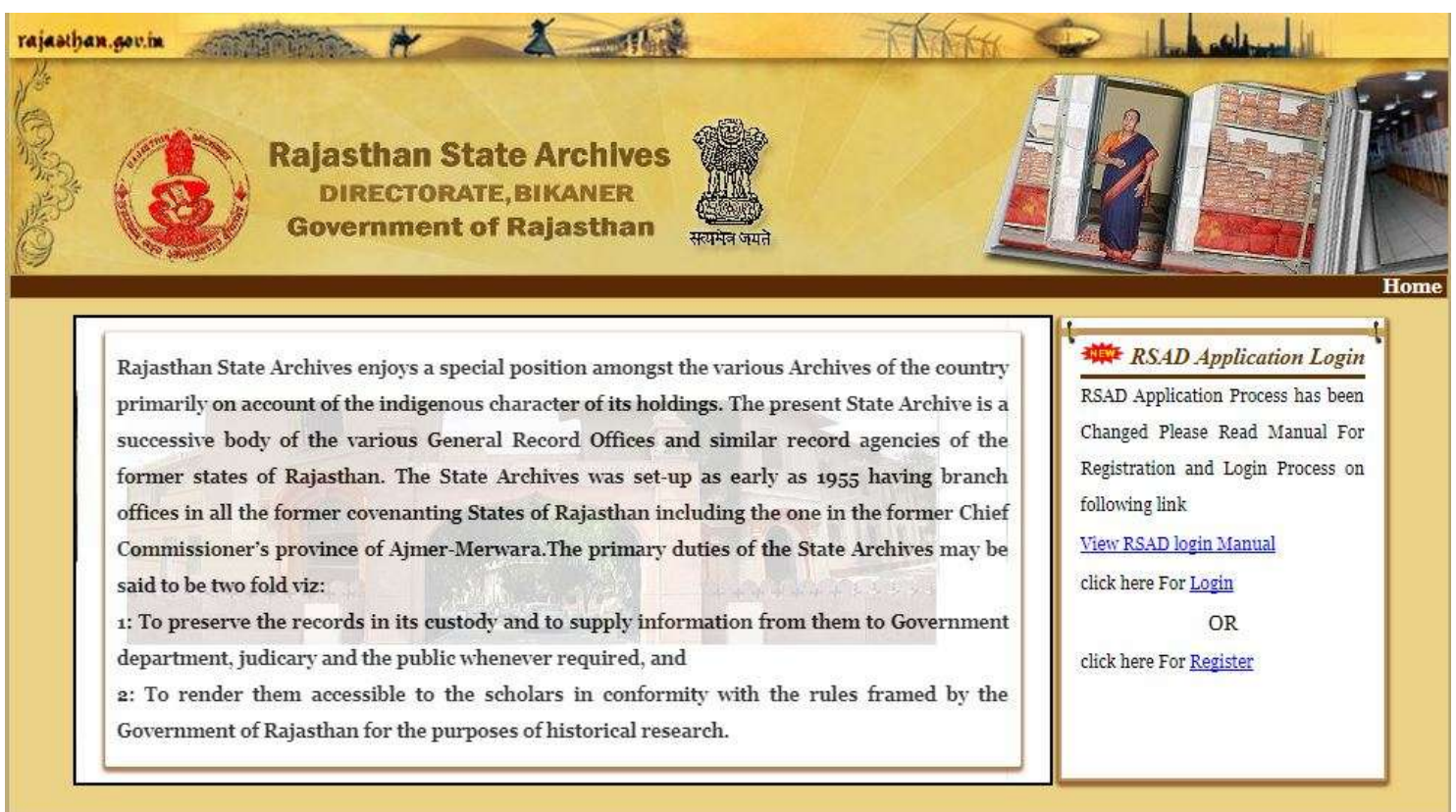
Step 1:- click on browser address bar [www.rsad.rajasthan.gov.in](http://www.rsad.rajasthan.gov.in)

Step 2 :- Click on Login button



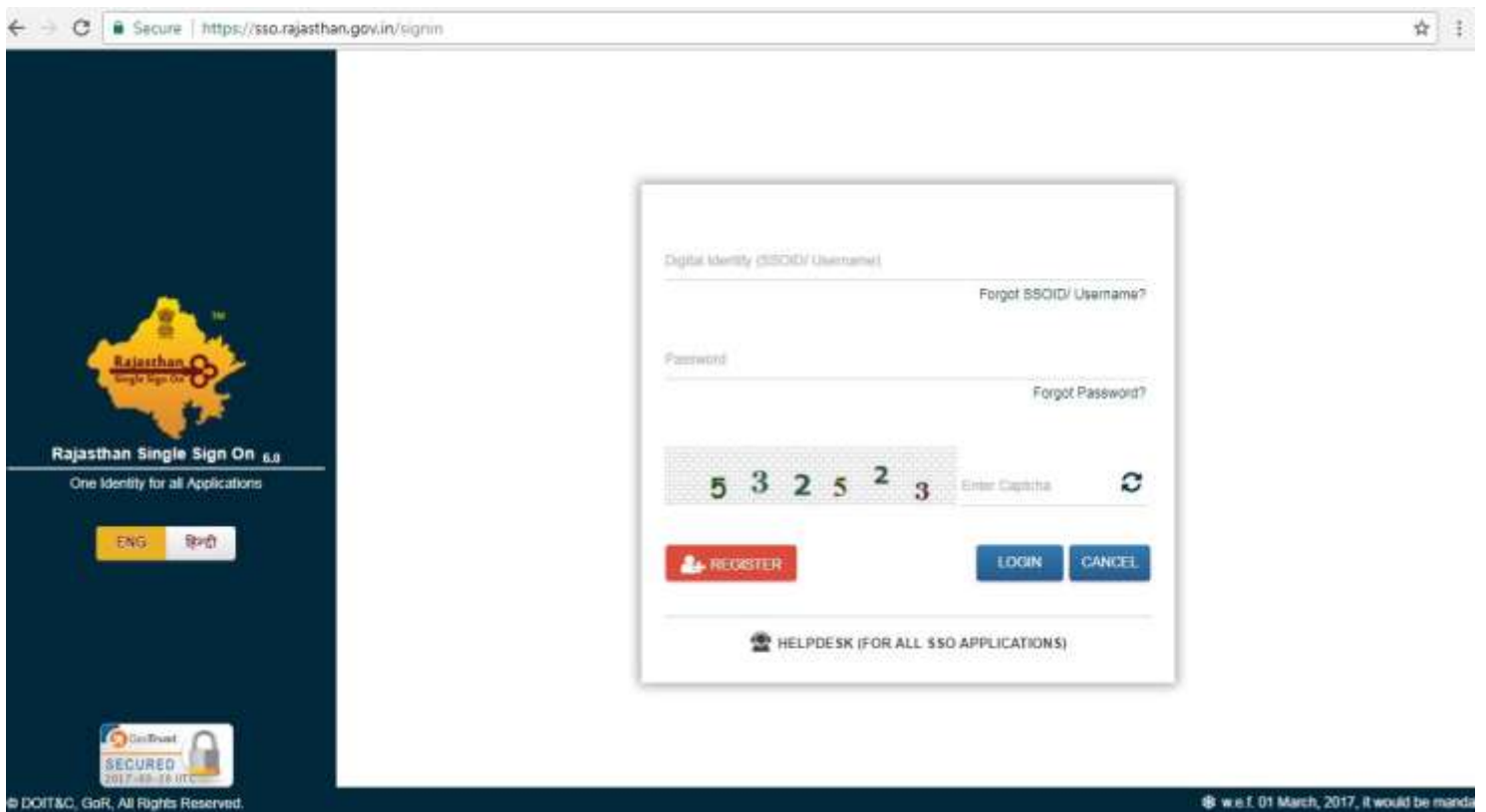
The screenshot shows the homepage of the Rajasthan State Archives. At the top, there is a banner with the text "Rajasthan State Archives DIRECTORATE, BIKANER Government of Rajasthan" and the state emblem. Below the banner is a navigation menu with links: Home, About Us, Services, Activities, Publication, Records, Photo Gallery, Audio gallery, Tender, Login, Contact. The main content area features two portraits of ministers: Smt. Vasundhara Raje, Hon'ble Chief Minister, Rajasthan, and Smt. Krishnedra Kaur (Deepa), Hon'ble Minister, Art & Culture. To the right is a photograph of the archives building. Below this is a large decorative archway on the left and a text block on the right. The text block describes the history and position of the Rajasthan State Archives, mentioning its establishment in 1955 and its role in preserving records. A "Read More..." link is provided at the end of the text block.

Step 2: Existing SSO User Click on login



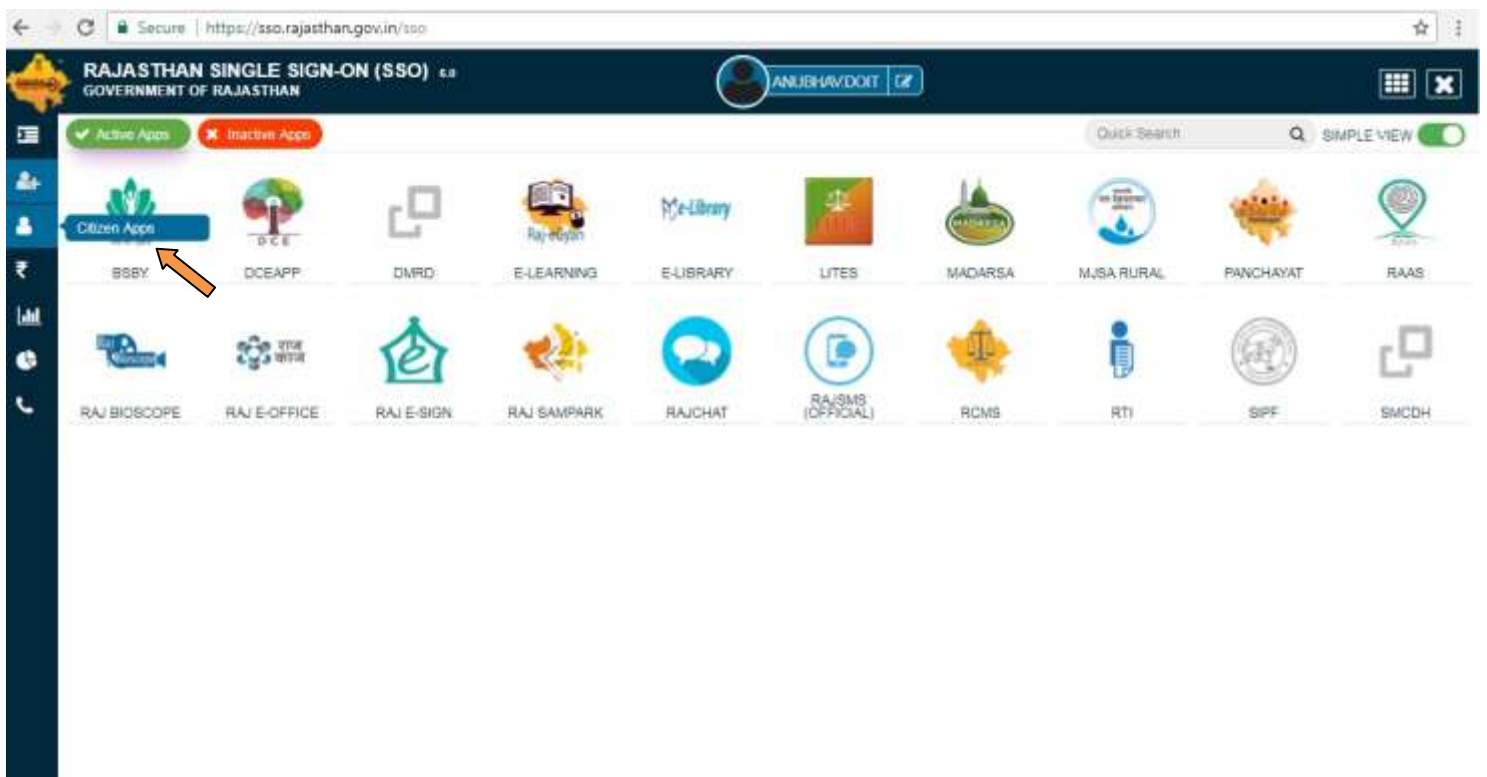
The screenshot shows the "RSAD Application Login" page. The header is identical to the previous screenshot. The main content area is divided into two columns. The left column contains a text block with the following text: "Rajasthan State Archives enjoys a special position amongst the various Archives of the country primarily on account of the indigenous character of its holdings. The present State Archive is a successive body of the various General Record Offices and similar record agencies of the former states of Rajasthan. The State Archives was set-up as early as 1955 having branch offices in all the former covenanting States of Rajasthan including the one in the former Chief Commissioner's province of Ajmer-Merwara. The primary duties of the State Archives may be said to be two fold viz: 1: To preserve the records in its custody and to supply information from them to Government department, judiciary and the public whenever required, and 2: To render them accessible to the scholars in conformity with the rules framed by the Government of Rajasthan for the purposes of historical research." The right column contains a section titled "RSAD Application Login" with the following text: "RSAD Application Process has been Changed Please Read Manual For Registration and Login Process on following link View RSAD login Manual click here For Login OR click here For Register".

Step 3:- Enter your existing ssoid and password



Step 4:- Click on Login it open sso dashboard

Step 5:- Click on citizen apps from left side menu bar->

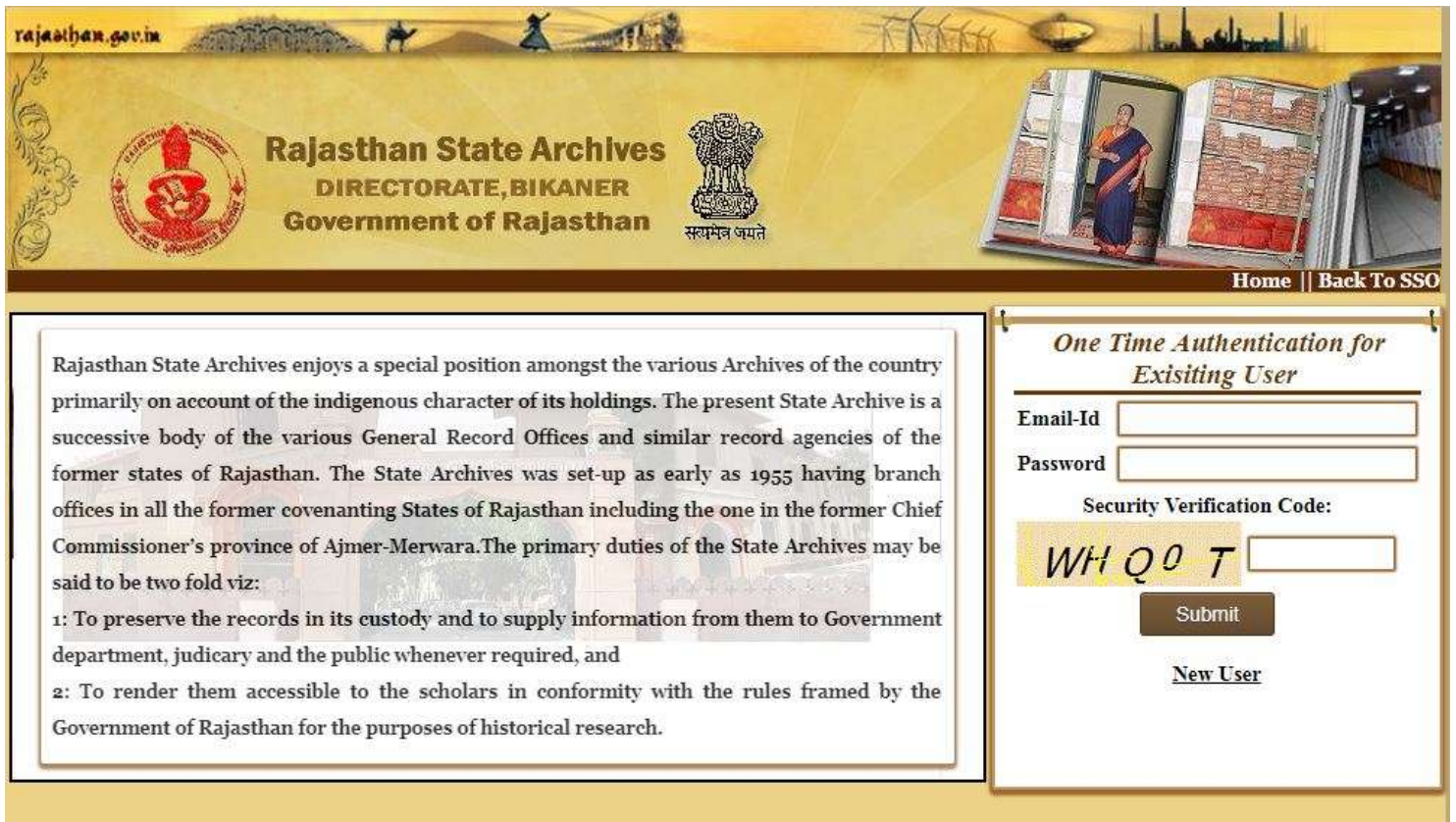


Step 6:- Select 'RSAD' from the apps. Click it.





Step 7:- Existing User Enter your old rsadapp Email-Id and Password for One Time Authentication for SSO.



Step 8:- for New Rsad User Registration click on New User

It will open the New User Registration form fill it. It will Mapped RSAD Application with SSO

## Welcome – New User Registration

Please enter your e-mail Id to receive the credentials to register as user to login to the website. :-

### Personal Details

Please fill out the following information. Fields marked with (\*) are mandatory.


* First Name	<input type="text"/>
Middle Name	<input type="text"/>
Last Name	<input type="text"/>
* Age	<input type="text"/>
* Gender	<input type="text" value="-Select-"/>
* E-Mail Id	<input type="text"/>
* Job Title	<input type="text" value="-Select-"/>

* Nationality	<input type="text" value="-Select-"/>
* Address	<input type="text"/>
* State and UT	<input type="text" value="-Select-"/>
District	<input type="text" value="-Select-"/>
Pin Code	<input type="text"/>
Phone Number	<input type="text"/>
* Mobile Number	<input type="text"/>


Submit

Register SSO with Gmail, Bhamashah, Facebook, Google click on Register


rajaathan.gov.in



**Rajasthan State Archives**  
DIRECTORATE, BIKANER  
Government of Rajasthan



सत्यमेव जयते



Home


Rajasthan State Archives enjoys a special position amongst the various Archives of the country primarily on account of the indigenous character of its holdings. The present State Archive is a successive body of the various General Record Offices and similar record agencies of the former states of Rajasthan. The State Archives was set-up as early as 1955 having branch offices in all the former covenanting States of Rajasthan including the one in the former Chief Commissioner's province of Ajmer-Merwara. The primary duties of the State Archives may be said to be two fold viz:

- 1: To preserve the records in its custody and to supply information from them to Government department, judiciary and the public whenever required, and
- 2: To render them accessible to the scholars in conformity with the rules framed by the Government of Rajasthan for the purposes of historical research.

**RSAD Application Login**  
RSAD Application Process has been Changed Please Read Manual For Registration and Login Process on following link  
[View RSAD login Manual](#)  
click here For [Login](#)  
OR  
click here For [Register](#)


After Clicking Register it Display following screen

Secure | https://sso.rajasthan.gov.in/register



**Rajasthan Single Sign On**  
One Identity for all Applications

ENG हिन्दी







© DOIT&C, GoR, All Rights Reserved

W.o.f. 01 Mar

**CITIZEN** UDHYOG GOVT. EMPLOYEE

Please select an option to register :-

-  Bhamashah ID (Only for Citizens)
-  Aadhaar ID (UID) (Only for Citizens)
-  Facebook (Citizens- Limited App Access)
-  Google (Citizens- Limited App Access)

NEXT CANCEL

**Step 1 :- Select any one and click on next and register.**